

# E100B SERIES: 1 CHANNEL MULTIPURPOSE CONTROL PRODUCT DETAILS & INFORMATION

**PATENTED  
40 AMP  
CONTACTS**

**SUPERCAPACITOR BACKUP!**

**PERMANENT SCHEDULE RETENTION!**

## 24 HOUR

Capable of same schedules each day of the week

**ON & OFF SET POINTS:** 20 per day, minimum setting is one minute.

## 7 DAY

Capable of different schedules each day of the week

**ON & OFF SET POINTS:** 20 per day or week, minimum setting is one minute.

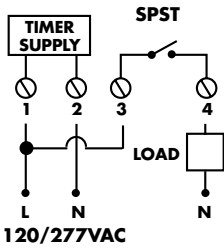
| TYPE    | CATALOG NO | UPC CODE | DRY CONTACTS | SCHEDULING  | SET POINTS | MIN SETTING |
|---------|------------|----------|--------------|---|------------|-------------|
| 24 HOUR | E101B      | 82401    | SPST         | SAME EVERYDAY                                       | 20         | 1 MIN       |
|         | E103B      | 82411    | DPST         | SAME EVERYDAY                                       | 20         | 1 MIN       |
|         | E120B      | 82406    | SPDT         | SAME EVERYDAY                                       | 20         | 1 MIN       |
| 7 DAY   | EW101B     | 82431    | SPST         | capable of DIFFERENT SCHEDULES each day of the week | 20         | 1 MIN       |
|         | EW103B     | 82441    | DPST         | capable of DIFFERENT SCHEDULES each day of the week | 20         | 1 MIN       |
|         | EW120B     | 82436    | SPDT         | capable of DIFFERENT SCHEDULES each day of the week | 20         | 1 MIN       |

| LOAD TYPE  | SERIES E, EW 101B (SPST)<br>SERIES E, EW 103B (DPST) |                               | DRY CONTACT RATINGS |
|------------|--|-------------------------------|---------------------|
|            | 120VAC   | 208-277VAC                    |                     |
| Resistive  | 40A  | 40A                           |                     |
| Inductive  | 40A  | 40A                           |                     |
| Ballast    | 30A  | 20A                           |                     |
| Tungsten   | 15A  |                               |                     |
| Pilot Duty | 720VA  | 720VA                         |                     |
| Motor      | 1HP  | 1½HP@208VAC<br>2HP@240-277VAC |                     |
|            | 30A resistive @28VDC                                 |                               |                     |

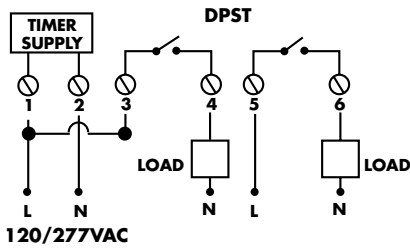
| LOAD TYPE  | SERIES E, EW 120B (SPDT)       |       |                               |       | DRY CONTACT RATINGS |
|------------|--------------------------------|-------|-------------------------------|-------|---------------------|
|            | 120VAC                         |       | 208-277VAC                    |       |                     |
|            | NO                             | NC    | NO                            | NC    |                     |
| Resistive  | 30A                            | 30A   | 30A                           | 30A   |                     |
| Inductive  | 30A                            | 30A   | 30A                           | 30A   |                     |
| Ballast    | 30A                            | 10A   | 20A                           | 10A   |                     |
| Tungsten   | 15A                            | 2A    |                               |       |                     |
| Pilot Duty | 720VA                          | 720VA | 720VA                         | 720VA |                     |
| Motor      | 1HP                            | 1HP   | 1½HP@208VAC<br>2HP@240-277VAC |       |                     |
|            | all NO/NC 30A resistive @28VDC |       |                               |       |                     |

# E100B SERIES: 1 CHANNEL MULTIPURPOSE CONTROL WIRING DIAGRAMS

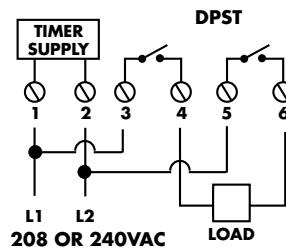
**E, EW101B SERIES**



**E, EW103B SERIES**



**E, EW103B SERIES**



**E, EW120B SERIES**

