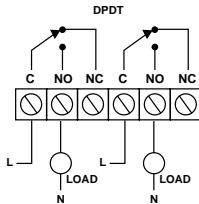
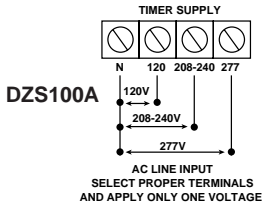
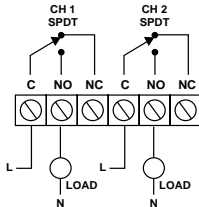
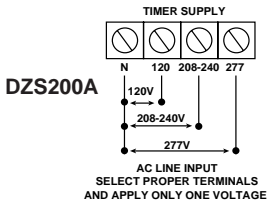


WIRING DIAGRAMS



For 208-240V, connect one of the line wires to terminal N. Do **NOT** bring any neutral wire to this terminal.



For 208-240V, connect one of the line wires to terminal N. Do **NOT** bring any neutral wire to this terminal.